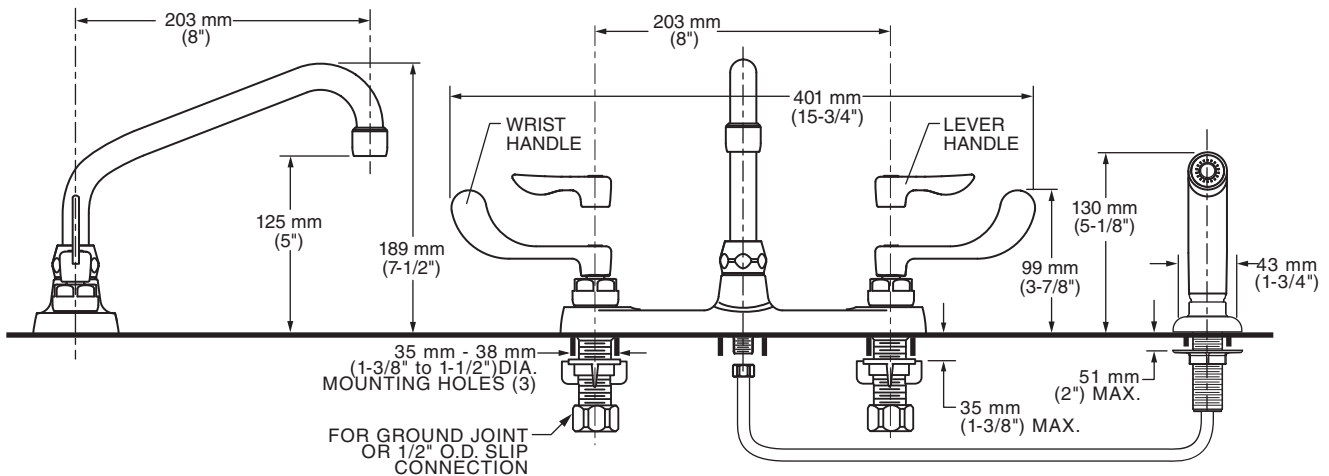


6408.171 Shown

MODEL NUMBER:

- ❑ **6408.141 Top Mount Faucet with Swivel Spout**
8" Tubular brass swivel spout. Vandal-resistant metal lever handles with red/blue indexes. 1.5 gpm pressure compensating aerator. Color matched spray.
- ❑ **6408.140 Top Mount Faucet with Swivel Spout**
Same as above LESS spray.
- ❑ **6408.171 Top Mount Faucet with Swivel Spout**
8" Tubular brass swivel spout. Vandal-resistant metal wrist blade handles with red/blue indexes. 1.5 gpm pressure compensating aerator. Color matched spray.
- ❑ **6408.170 Top Mount Faucet with Swivel Spout**
Same as above LESS spray.



GENERAL DESCRIPTION:

Durable cast brass construction. 1/4 turn ceramic disc valve cartridges. 1/2" male threaded inlet shanks with shank nuts and brass coupling nuts. Tubular brass swivel spout with 8" reach. Choice of vandal-resistant wrist blade or lever handle with blue & red color indexes. 1.5 gpm/5.7 L/min. maximum flow rate.

PRODUCT FEATURES:

- Ceramic Disc Valve Cartridges:** Assure a lifetime of drip-free performance.
- Pressure Compensating Aerator:** Provides a constant water flow of 1.5 gpm throughout the pressure range.
Tubular Swivel Spout
- Solid Brass Construction:** Durable. Excellent in high use applications. Ideal for prolonged contact with water.
- Handle Choice:** Vandal-resistant lever or wrist blade handles with red & blue indexed handles.
- Lead Free:** Faucet contains $\leq 0.25\%$ total lead content by weighted average.

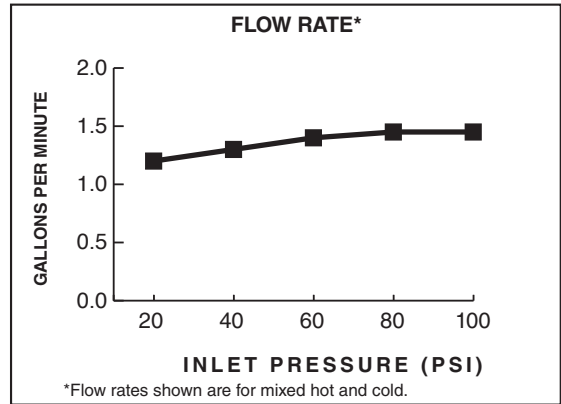
SUGGESTED SPECIFICATION

Two-handle top-mount kitchen faucet shall feature cast brass construction with all brass coupling nuts. Shall feature tubular brass swivel spout with 8" reach. Shall also feature 1/4 turn washerless ceramic disc valve cartridges. Fitting shall be American Standard Model #6408.1___.002.


CODES AND STANDARDS

These products meet or exceed the following codes and standards:

- ASME A112.18.1**
- CSA B125.1**
- NSF 61/Section 9, Annex G**
- CALGreen**



Product Number	Description	Finish
		Polished Chrome
		002
6408.141	Top mount faucet with tubular brass swivel spout. Vandal-resistant lever handles. 1.5 gpm pressure compensating aerator. With color matched spray.	
6408.140	Top mount faucet with tubular brass swivel spout. Vandal-resistant lever handles. 1.5 gpm pressure compensating aerator. LESS spray.	
6408.171	Top mount faucet with tubular brass swivel spout. Vandal-resistant wrist blade handles. 1.5 gpm pressure compensating aerator. With color matched spray.	
6408.170	Top mount faucet with tubular brass swivel spout. Vandal-resistant wrist blade handles. 1.5 gpm pressure compensating aerator. LESS spray.	

 Meets the American Disabilities Act Guidelines and **ANSI A117.1** Requirements for accessible and usable building facilities - check local codes

Other Aerators Available:

Part Suffix	Description
LV15	1.5 gpm (5.7 Lpm) Vandal-Resistant PCA Non-Aerated Laminar Flow Outlet
L15	1.5 gpm (5.7 Lpm) PCA Non-Aerated Laminar Flow Outlet
V15	1.5 gpm (5.7 Lpm) Vandal-Resistant PCA Aerator
LV10	1.0 gpm (3.8 Lpm) Vandal-Resistant PCA Non-Aerated Laminar Flow Outlet
L10	1.0 gpm (3.8 Lpm) PCA Non-Aerated Laminar Flow Outlet
V10	1.0 gpm (3.8 Lpm) Vandal-Resistant PCA Aerator
V05	0.5 gpm (1.9 Lpm) Vandal-Resistant PCA Multi-Laminar Spray
V035	0.35 gpm (1.3 Lpm) Vandal-Resistant PCA Multi-Laminar Spray

PCA - Pressure Compensating
 All modifications meet CALGreen Code